





District Health Assessment for Multiple District 105 through May 2025

<div></div> <div>Status/ Number of Months in Status *</div>		Clubs							Membership							Member Strength		Cancellation		Reports			Finance	Leadership			
		Active Clubs	Clubs in Status Quo	Total Clubs	% Status Quo Clubs in Financial Suspension	New Clubs	Cancelled Clubs	YTD Net Club Gain/ Loss	Current Members In Active Clubs	Current Members In Status Quo Clubs	Current Total Members Count	YTD Add	YTD Drop	YTD NetGrowth (includes Active and Status Quo)	YTD NetGrowth% (includes Active and Status Quo)	Member Count 12 Months Ago	Average Member Count Per Club	% of Clubs with less than 20 members	Average Cancelled Club Age	Members Lost Due to Cancelled Clubs	% of Clubs Reporting Service	% No MMR in 3 Months	% No Officer Report in 12 months	% of Clubs with balance 90+ days	Number of Zone Chairs Recorded	Number of Region Chairs Recorded	District Officers Vacancies **
105 A		68	0	68	0%	2	0	2	1254	0	1254	200	153	47	3.89%	1,257	18	59%	0	0	88%	35%	0%	10%	11	0	
105CE		81	0	81	0%	0	0	0	1361	0	1361	96	127	-31	-2.23%	1,438	17	67%	0	0	56%	31%	0%	4%	15	6	
105CN	T(24)	75	1	76	100%	0	3	-3	1018	6	1024	83	112	-29	-2.75%	1,087	14	79%	46	19	42%	43%	8%	3%	9	0	1st VDG
105CW		91	0	91	0%	4	6	-2	1649	0	1649	361	295	66	4.17%	1,632	18	58%	46	28	88%	38%	0%	4%	16	4	
105 N		65	0	65	0%	0	4	-4	953	0	953	107	127	-20	-2.06%	1,015	15	72%	41	8	62%	23%	0%	5%	10	0	
105SC		51	0	51	0%	0	2	-2	1002	0	1002	128	125	3	0.30%	1,038	20	57%	44	1	75%	31%	0%	0%	7	0	
105SE		50	0	50	0%	0	0	0	1049	0	1049	68	102	-34	-3.14%	1,101	21	54%	0	0	32%	20%	2%	4%	7	2	
105SW		52	0	52	0%	0	0	0	914	0	914	122	112	10	1.11%	949	18	65%	0	0	60%	31%	0%	2%	9	0	
		533	1	534	100%	6	15	-9	9200	6	9206	1165	1153	12	0.13%	9,517	17	64%	44	56	64%	33%	1%	4%	84	12	




District Health Assessment for Multiple District 110 through May 2025

		Clubs							Membership							Member Strength		Cancellation		Reports			Finance	Leadership			
District Name	Status/ Number of Months in Status *	Active Clubs	Clubs in Status Quo	Total Clubs	% Status Quo Clubs in Financial Suspension	New Clubs	Cancelled Clubs	YTD Net Club Gain/Loss	Current Members In Active Clubs	Current Members In Status Quo Clubs	Current Total Members Count	YTD Add	YTD Drop	YTD NetGrowth (includes Active and Status Quo)	YTD NetGrowth% (includes Active and Status Quo)	Member Count 12 Months Ago	Average Member Count Per Club	% of Clubs with less than 20 members	Average Cancelled Club Age	Members Lost Due to Cancelled Clubs	% of Clubs Reporting Service	% No MMR in 3 Months	% No Officer Report in 12 months	% of Clubs with balance 90+ days	Number of Zone Chairs Recorded	Number of Region Chairs Recorded	District Officers Vacancies **
110AN	T(24)	58	0	58	0%	0	0	0	1213	0	1213	98	104	-6	-0.49%	1,249	21	48%	0	0	17%	0%	0%	10%	0	0	GST
110AZ		71	0	71	0%	0	0	0	1815	0	1815	109	127	-18	-0.98%	1,867	26	27%	0	0	14%	0%	0%	10%	1	0	GLT,GMT,GST
110BN		69	0	69	0%	0	1	-1	1569	0	1569	88	128	-40	-2.49%	1,631	23	29%	30	0	9%	0%	6%	6%	0	0	GLT,GMT,GST
110BZ		71	0	71	0%	0	1	-1	1757	0	1757	100	100	0	0.00%	1,810	25	28%	9	0	18%	1%	1%	20%	0	0	1st VDG,GLT,GMT ,GST
110CO		79	0	79	0%	0	0	0	1773	0	1773	110	102	8	0.45%	1,781	22	42%	0	0	11%	1%	1%	9%	0	0	GLT,GST
110CW		69	0	69	0%	0	0	0	1568	0	1568	87	123	-36	-2.24%	1,640	23	32%	0	0	20%	0%	0%	13%	0	0	GLT,GMT,GST
		417	0	417	0%	0	2	-2	9695	0	9695	592	684	-92	-0.94%	9,978	23	34%	19	0	15%	0%	1%	11%	1	0	




District Health Assessment for District 133 through May 2025

		Clubs							Membership							Member Strength		Cancellation		Reports			Finance		Leadership		
District Name	Status/ Number of Months in Status *	Active Clubs	Clubs in Status Quo	Total Clubs	% Status Quo Clubs in Financial Suspension	New Clubs	Cancelled Clubs	YTD Net Club Gain/Loss	Current Members In Active Clubs	Current Members In Status Quo Clubs	Current Total Members Count	YTD		YTD NetGrowth (includes Active and Status Quo)	YTD NetGrowth% (includes Active and Status Quo)	Member Count 12 Months Ago	Average Member Count Per Club	% of Clubs with less than 20 members	Average Cancelled Club Age	Members Lost Due to Cancelled Clubs	% of Clubs Reporting Service	% No MMR in 3 Months	% No Officer Report in 12 months	% of Clubs with balance 90+ days	Number of Zone Chairs Recorded	Number of Region Chairs Recorded	District Officers Vacancies **
												YTD Add	YTD Drop														
133		80	5	85	100%	0	3	-3	1787	51	1838	111	172	-61	-3.21%	1,911	22	55%	42	52	20%	64%	2%	8%	12	0	
		80	5	85	100%	0	3	-3	1787	51	1838	111	172	-61	-3.21%	1,911	23	55%	42	52	20%	64%	2%	8%	12	0	



District Health Assessment for Ident 5875 - GIBRALTAR - UND through May 2025

<div></div> <div>Status/ District Name of Months in Status *</div>		Clubs							Membership							Member Strength		Cancellation		Reports			Finance	Leadership			
		Active Clubs	Clubs in Status Quo	Total Clubs	% Status Quo Clubs in Financial Suspension	New Clubs	Cancelled Clubs	YTD Net Club Gain/ Loss	Current Members In Active Clubs	Current Members In Status Quo Clubs	Current Total Members Count	YTD Add	YTD Drop	YTD NetGrowth (includes Active and Status Quo)	YTD NetGrowth% (includes Active and Status Quo)	Member Count 12 Months Ago	Average Member Count Per Club	% of Clubs with less than 20 members	Average Cancelled Club Age	Members Lost Due to Cancelled Clubs	% of Clubs Reporting Service	% No MMR in 3 Months	% No Officer Report in 12 months	% of Clubs with balance 90+ days	Number of Zone Chairs Recorded	Number of Region Chairs Recorded	District Officers Vacancies **
Ident 5875 - GIBRALTAR		1	0	1	0%	0	0	0	14	0	14	0	3	-3	-17.65%	17	14	100%	0	0	100%	0%	0%	0%	0	0	
		1	0	1	0%	0	0	0	14	0	14	0	3	-3	-17.65%	17	14	100%	0	0	100%	0%	0%	0%	0	0	

\* - District Status: P - Provisional, T - Transitional.  
\*\* - District Officers Vacancies: DG - District Governor, 1st VDG - First Vice District Governor, 2nd VDG - Second Vice District Governor.